



# *Can Ivorian cocoa producers live on their income?*

*Conference on the Cocoa Market Outlook,  
Tuesday 22nd September 2015, London, UK*

*Study implemented by : GIZ Côte d'Ivoire, PROFIAB  
Coulibaly Pelelefanga, GIZ/PROFIAB Côte D'Ivoire*

*Beate Weiskopf, GIZ/GISCO (presenter)*



# *Can Ivorian cocoa producers live on their income?*

- 1. Context**
- 2. Objectives / Methodology**
- 3. Results**
- 4. Recommendations**



## Context

- **Importance of cocoa for the Ivorian economy:**
  - *More than 1.7 million tons / year*
  - *15% of GDP*
  - *40% of exports*
  - *Employs over 600 000 people*
  - *Revenue source for +3 million people*
- **Several reforms implemented , the last in 2011:**
  - *Creation of a single structure (Conseil du Café Cacao)*
  - *Implementation of the PPPP*
  - *Back to the stabilization / repayment to the producer of 60% of CIF price*
  - *2QC National Cocoa Development Programm - updated in 2014*



## ***Objectives of the study***

- *What is the current **level of income** of cocoa farmer households in Côte d'Ivoire?*
- *Does this income allow them to **meet their needs**?*

## ***Methodology***

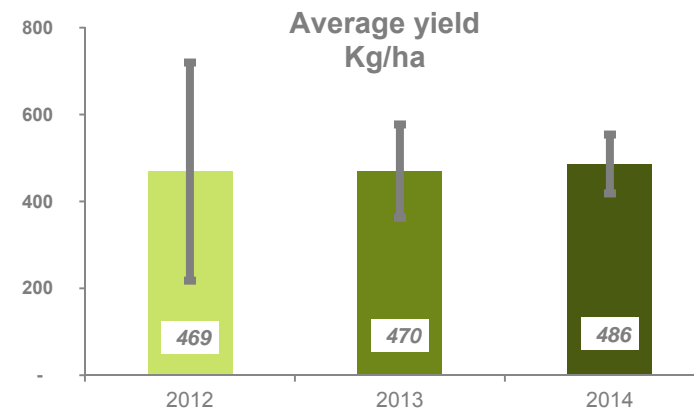
- *Survey data from randomly chosen **650 households** in all the cocoa growing regions*



## Results

### ■ Farm Characteristics :

- **Average area : 4.9 ha**
- **Average age of plantations: 20.1 Years**
- **80.2% traditional variety**
- **41% cultures in association**



**42% of producers are members of a cooperative**



## Results

- *Household composition:*

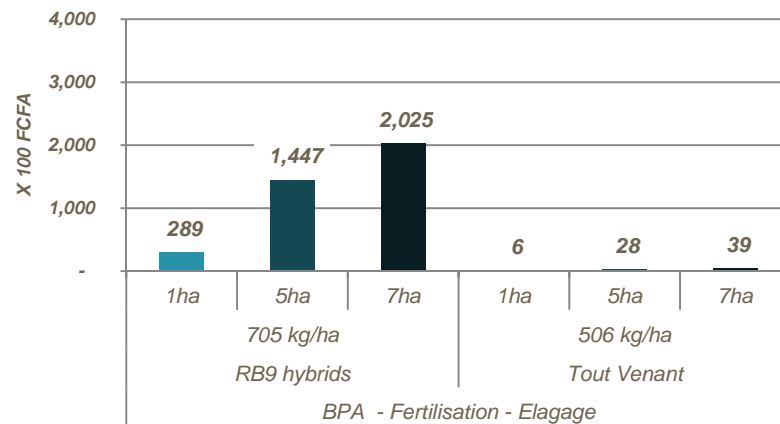
Average Size	Number of Persons active in Cocoa	Breakdown of Persons active in Cocoa		
		Youth (7-17 years)	Men (18 years +)	Women (18 years +)
8.2	6.6	2.58	2.17	1.87



## Results

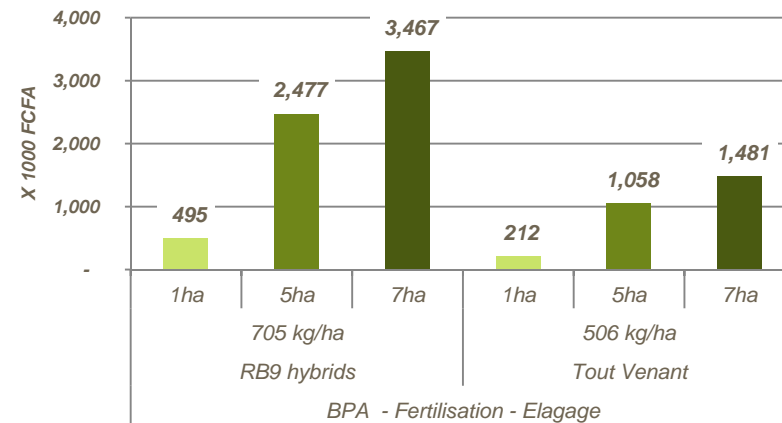
- **Major operating models:**
  - Current Currency: FCFA (656 FCFA= 1 €)
  - Farmgate price: 807 FCFA / kg (2014)

**Gross Margin with paid labor**



€ 440 2200 3087 9 43 59

**Gross Margin with family labor**



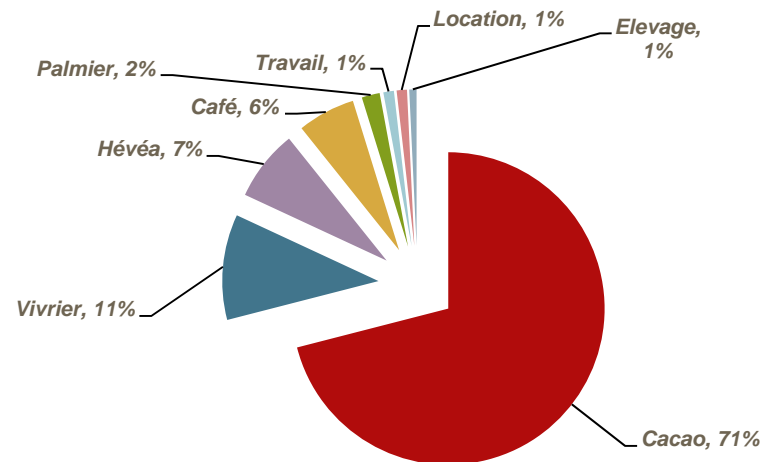
€ 755 3776 5285 323 1613 2258



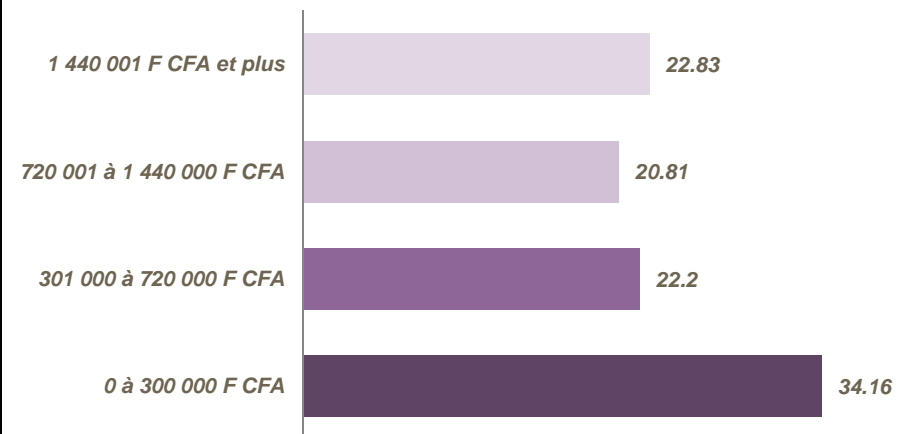
## Results

### Income :

- Cocoa producers' household income sources



- Distribution of households by income (%)

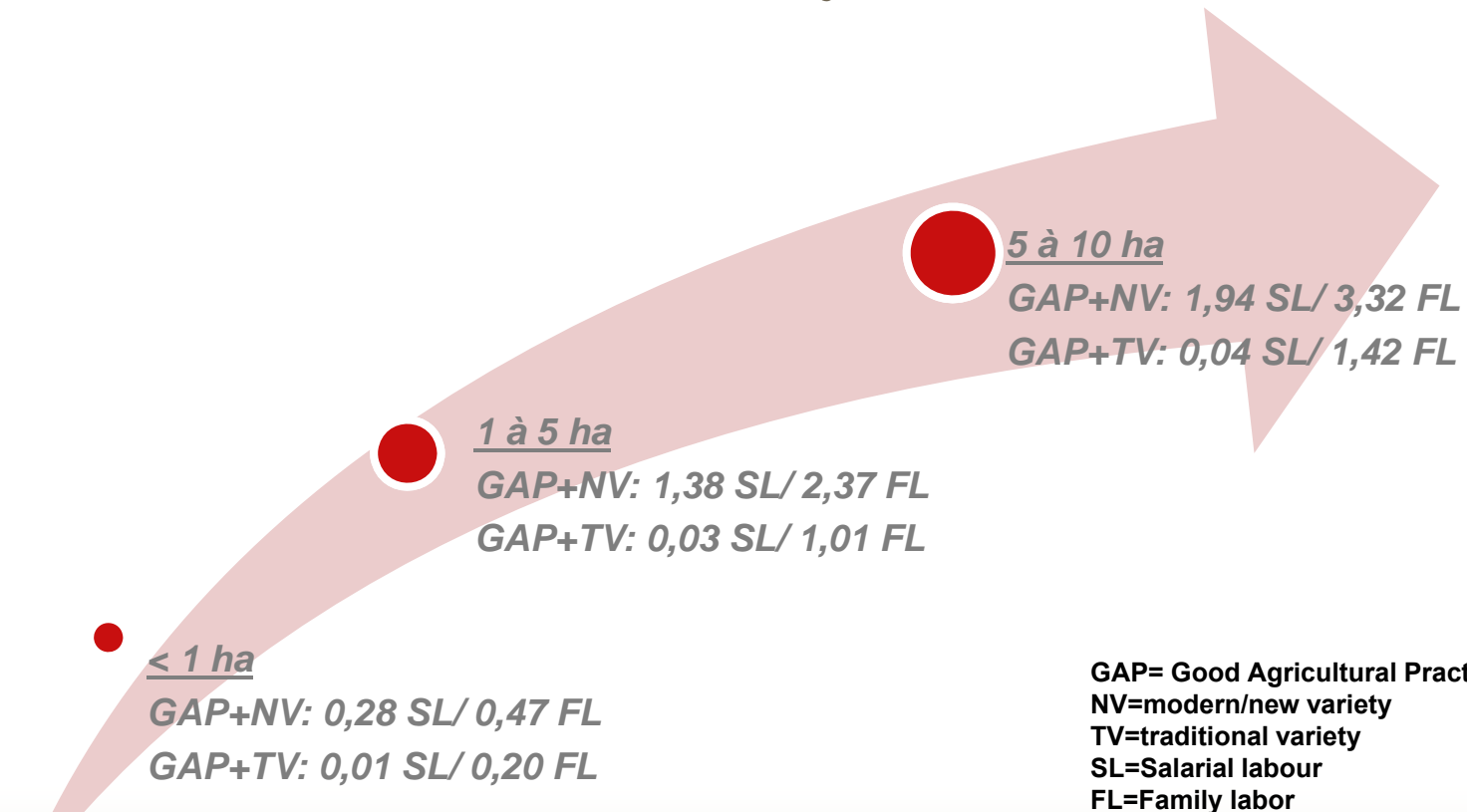






## Results

- ✓ **Poverty profile of cocoa producing households**  
**Household income in US\$/day**

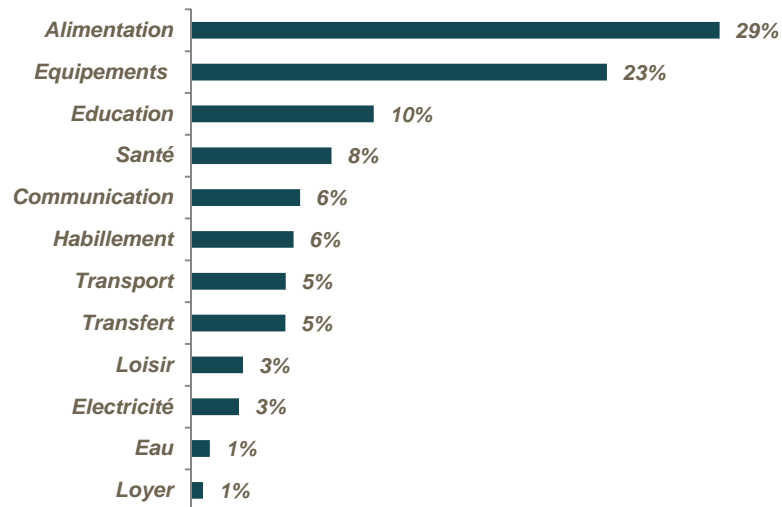




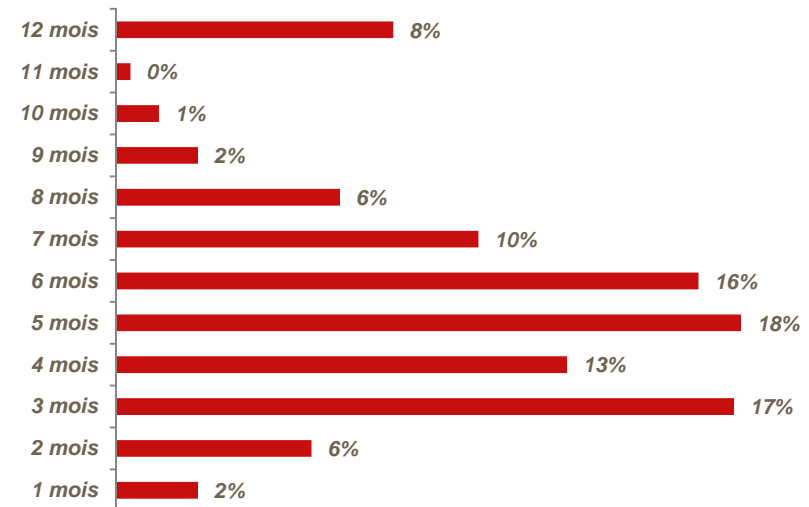
## Results

### Meeting needs :

- Household income is mostly used for food, equipment, education and health



- Over 70% of producers are unable to cover six months of their annual needs with their cocoa income





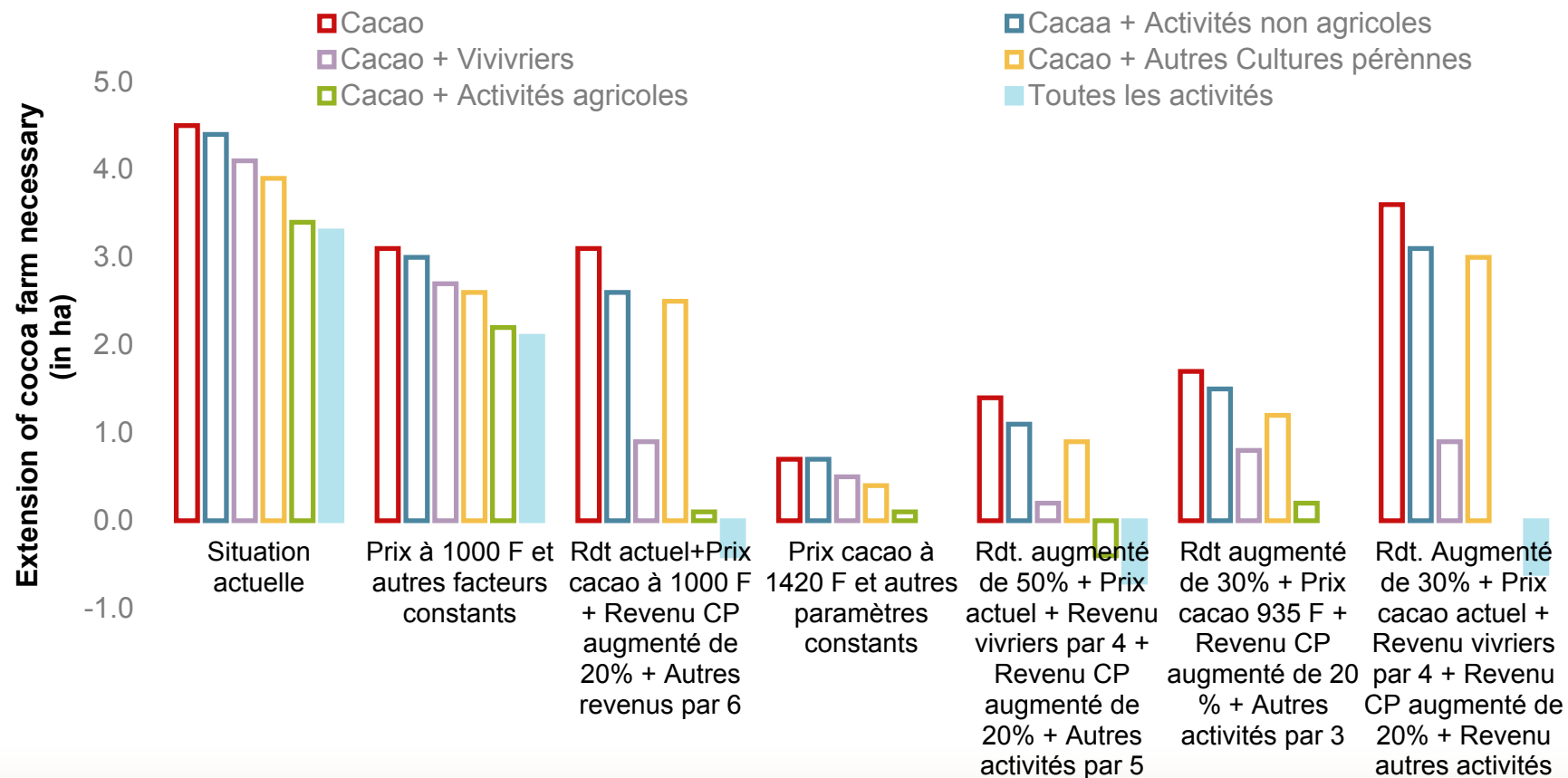
## Results

- **Meeting needs :**
  - **44%** of households take only **two meals** a day. **6%** only **one meal a day**.
  - **7 out of 10 households have no access to drinking water.** They still use backwaters and / or wells.
  - In **88%** of cases **primary schools** are **within 5 km** of the living quarters of cocoa producers.
  - In **80%** of cases the nearest **health centers** are **within 5 km** of households and **22% of security posts** are located in a radius of **5 to 10 km**.



# Results

## ✓ Simulation: Business models to meet household needs (4 Million FCFA / year /average household)





## ***Recommendations***

- *Develop and distribute a socially and economically viable diverse farm model for small producers (less than 5 ha).*
- *Reconsider the production and distribution strategy for improved plant material.*
- *Integrate training curricula on farm management (business schools) into the agricultural advisory strategy.*



## Contact

**Pelelefanga J.-M. Coulibaly**

**[Pelelefanga.coulibaly@giz.de](mailto:Pelelefanga.coulibaly@giz.de)**

**Tel. +225 2243 4392**

# Thank you for your attention !