

Africa production: Reinforcing its dominant position

PAMELA D THORNTON

PUNTA CANA, DOM. REP MAY 23 2016



Disclaimer

Source of data: Armajaro, unless otherwise stated. The fund(s) mentioned herein are exempted companies incorporated with limited liability in the Cayman Islands as an open-ended investment company. The Fund is an unregulated collective investment scheme for the purposes of the Financial Services and Markets Act 2000 of the United Kingdom (the "Act"). The promotion of the Fund and the distribution of this document in the United Kingdom is accordingly restricted by law. Shares in the fund are not available for sale in any state or jurisdiction in which such sale would be prohibited. Please note, the fund has not been registered, nor will be registered, under the U.S. Investment Company Act of 1940, as amended, or the Securities Act of 1933, as amended, and may not be sold directly or indirectly in the U.S. or to a US person.

The information and opinions contained in this document are for background purposes only and do not purport to be full or complete. No reliance may be placed for any purpose on the information or opinions contained in this document or their accuracy or completeness. No representation, warranty or undertaking, express or implied, is given as to the accuracy or completeness of the information or opinions contained in this document by Armajaro Asset Management LLP or its members or employees and no liability is accepted by such persons for the accuracy or completeness of any such information or opinions. The contents including details of any research, investment strategies and any bespoke financial products are confidential to the person to whom it is delivered and should not be copied, distributed, or disclosed, in whole or in part, to any other person without our prior consent. Past performance is not indicative of future performance.

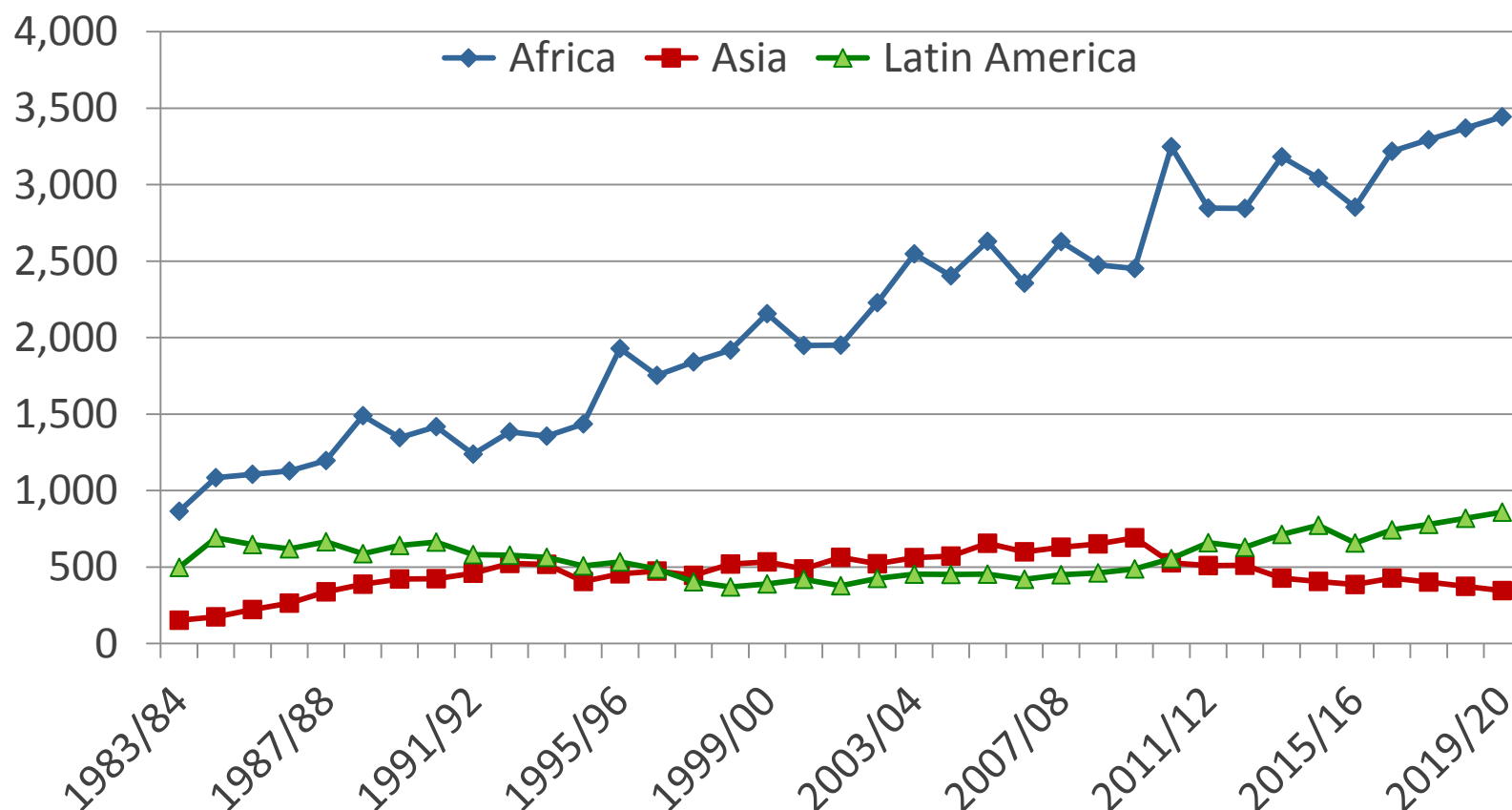
This document does not constitute or form part of any offer to issue or sell, or any solicitation of any offer to subscribe or purchase, any Shares nor shall it or the fact of its distribution form the basis of, or be relied on in connection with, any contract therefore. Recipients of this document who intend to apply for Shares following publication of the prospectus by the Fund are reminded that any such application may be made solely on the basis of the information and opinions contained in the prospectus which may be different from the information and opinions contained in this document.

In the United Kingdom this document is issued and approved by Armajaro Asset Management LLP (authorised and regulated by the Financial Services Authority and registered with the U.S. Securities and Exchange Commission (SEC) as an investment adviser under the Investment Advisers Act of 1940), 16 Charles Street, London, W1J 5DS. The fund is not regulated under the Financial Services and Markets Act 2000 (the Act) and consequently no protection is provided by the UK regulatory system. Similarly, benefits available under the UK Financial Services Compensation Scheme do not apply. This document is only intended for distribution to persons permitted to receive it by Section 238 of the Act and is intended for distribution to Professional Clients

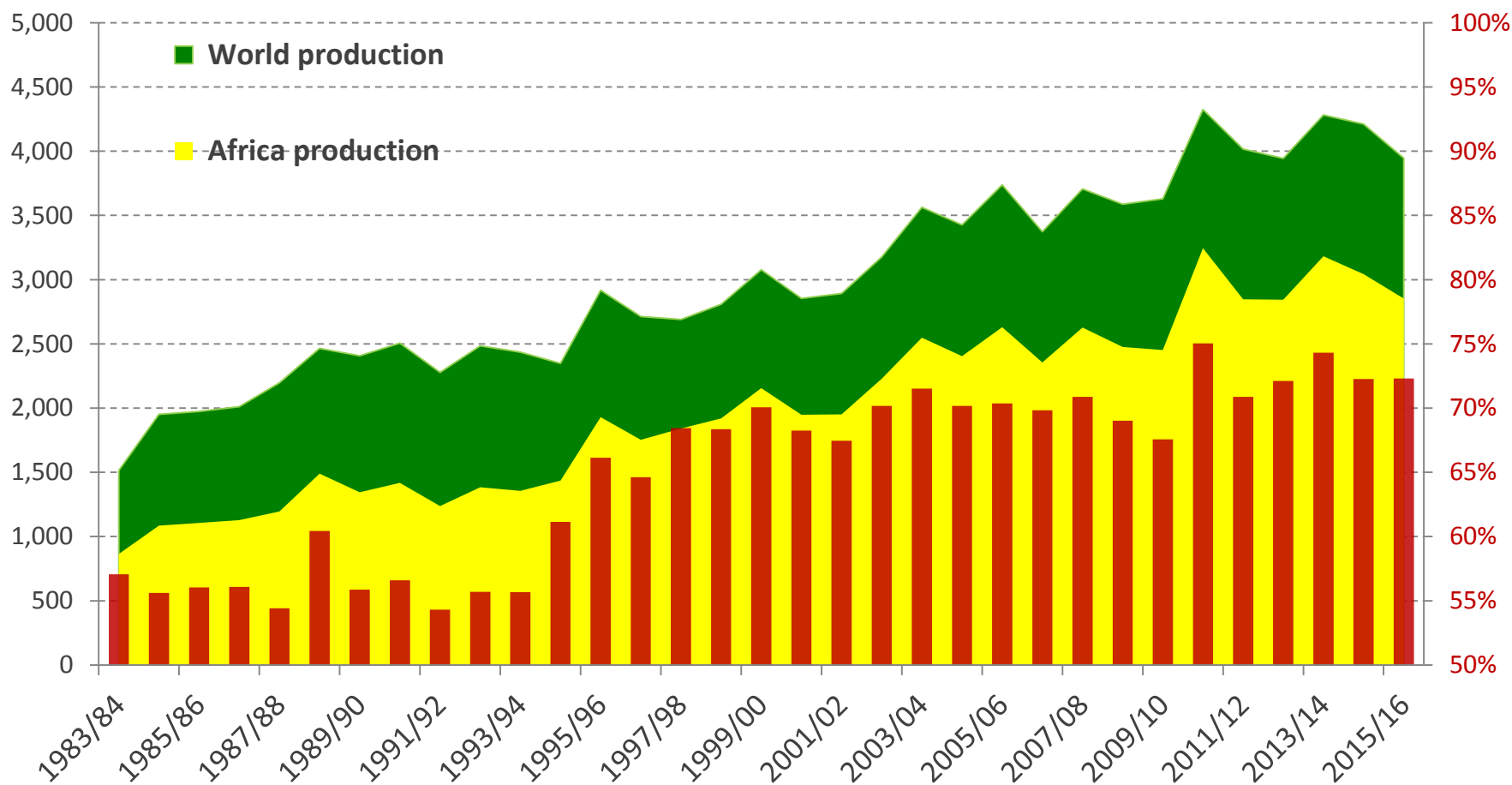
The views expressed are those of the manager at the time of publication and are subject to change.

All data as at 30 March 2012 unless otherwise stated.

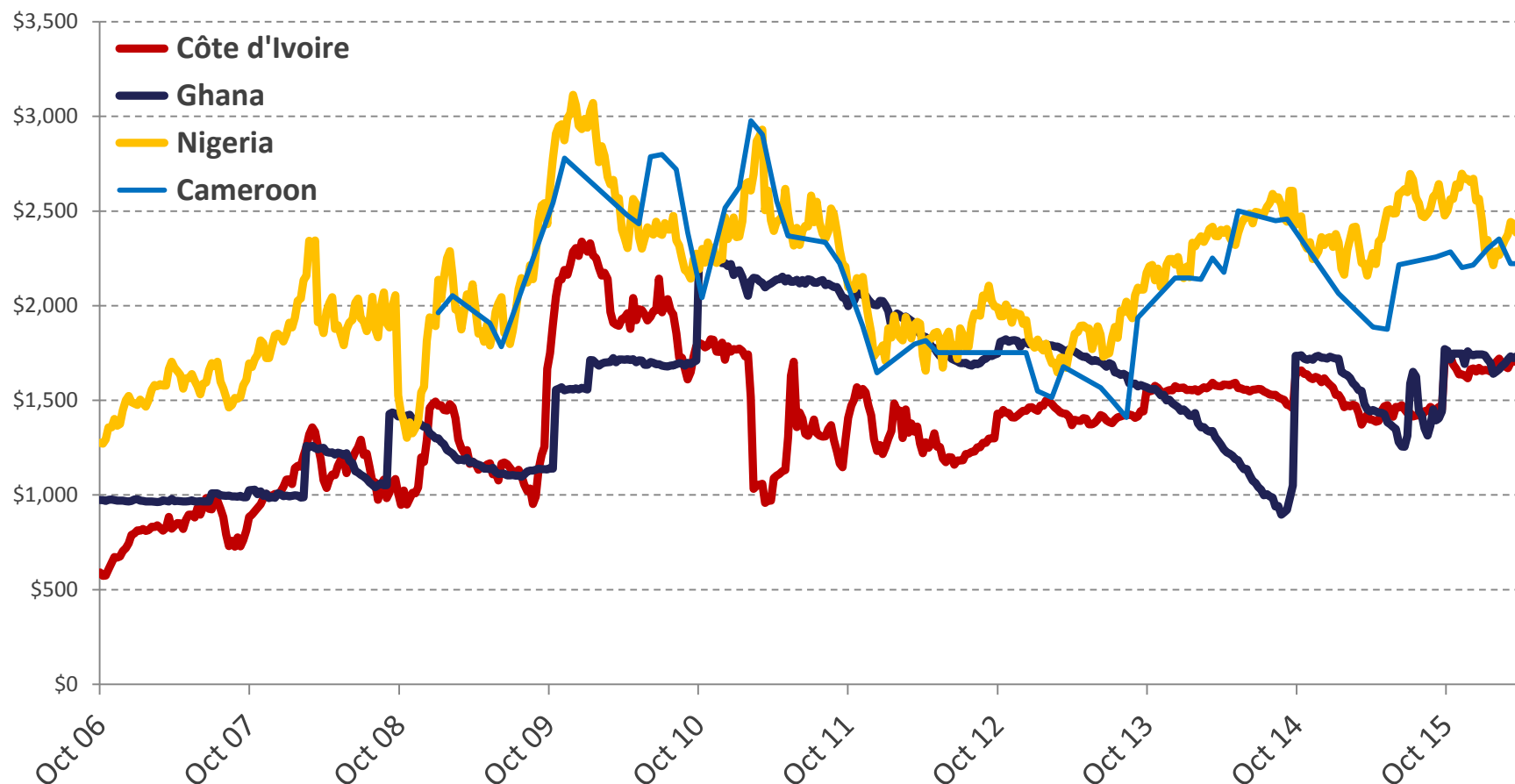
PRODUCTION TRENDS BY CONTINENT 000 TONS



SHARE OF WEST AFRICA IN WORLD PRODUCTION 000 TONS

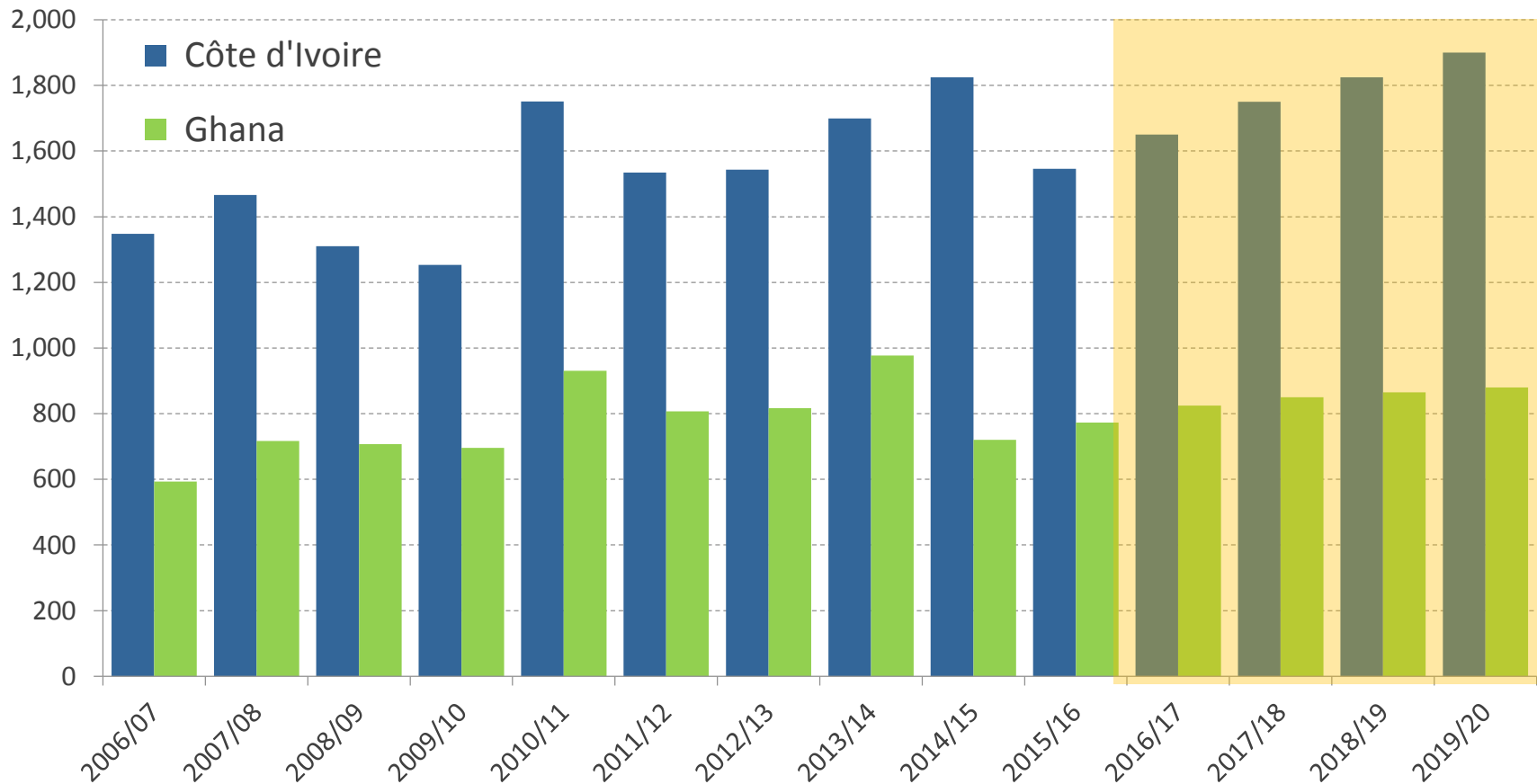


COCOA FARMGATE PRICES USD

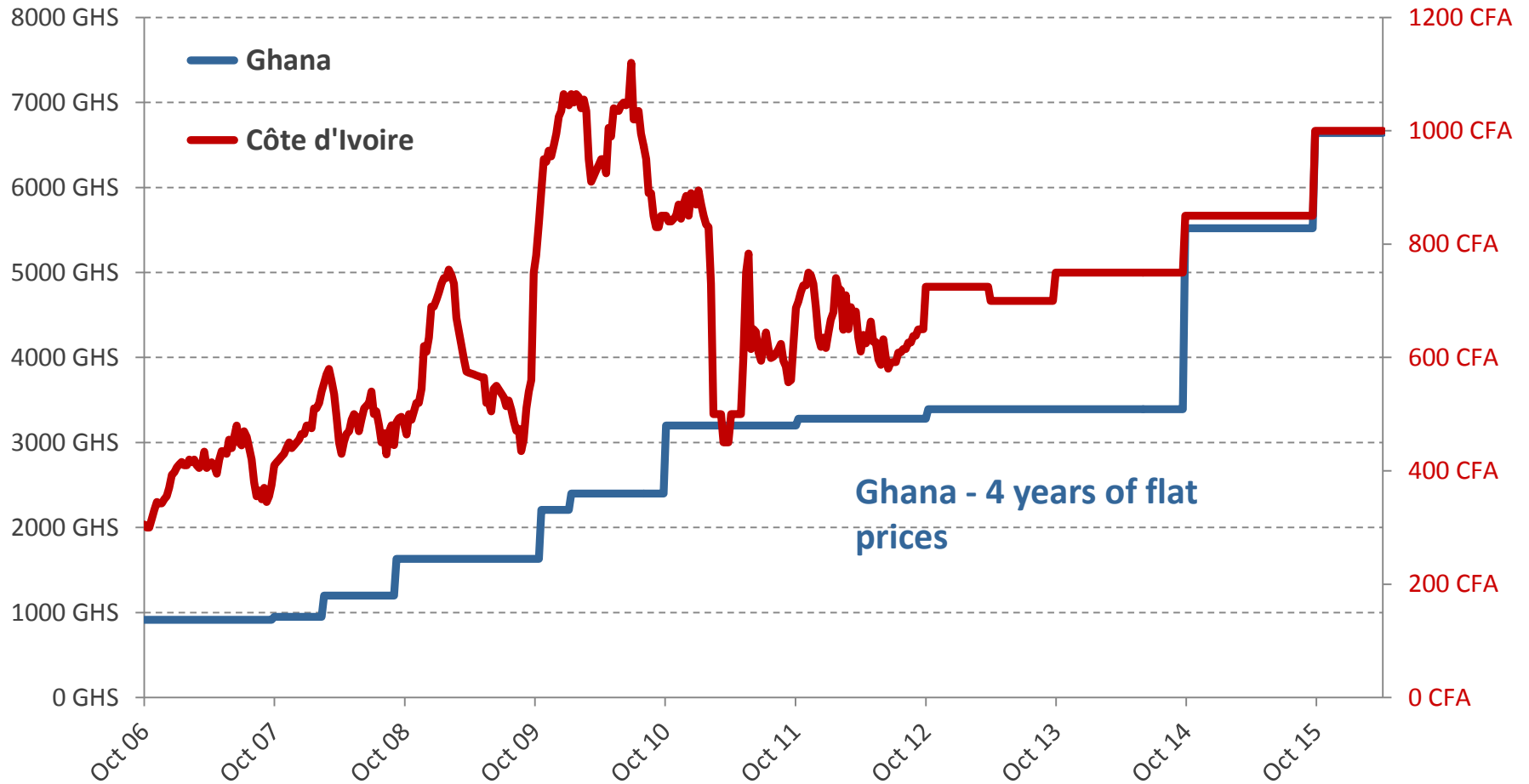


PRODUCTION TRENDS CÔTE D'IVOIRE VS. GHANA

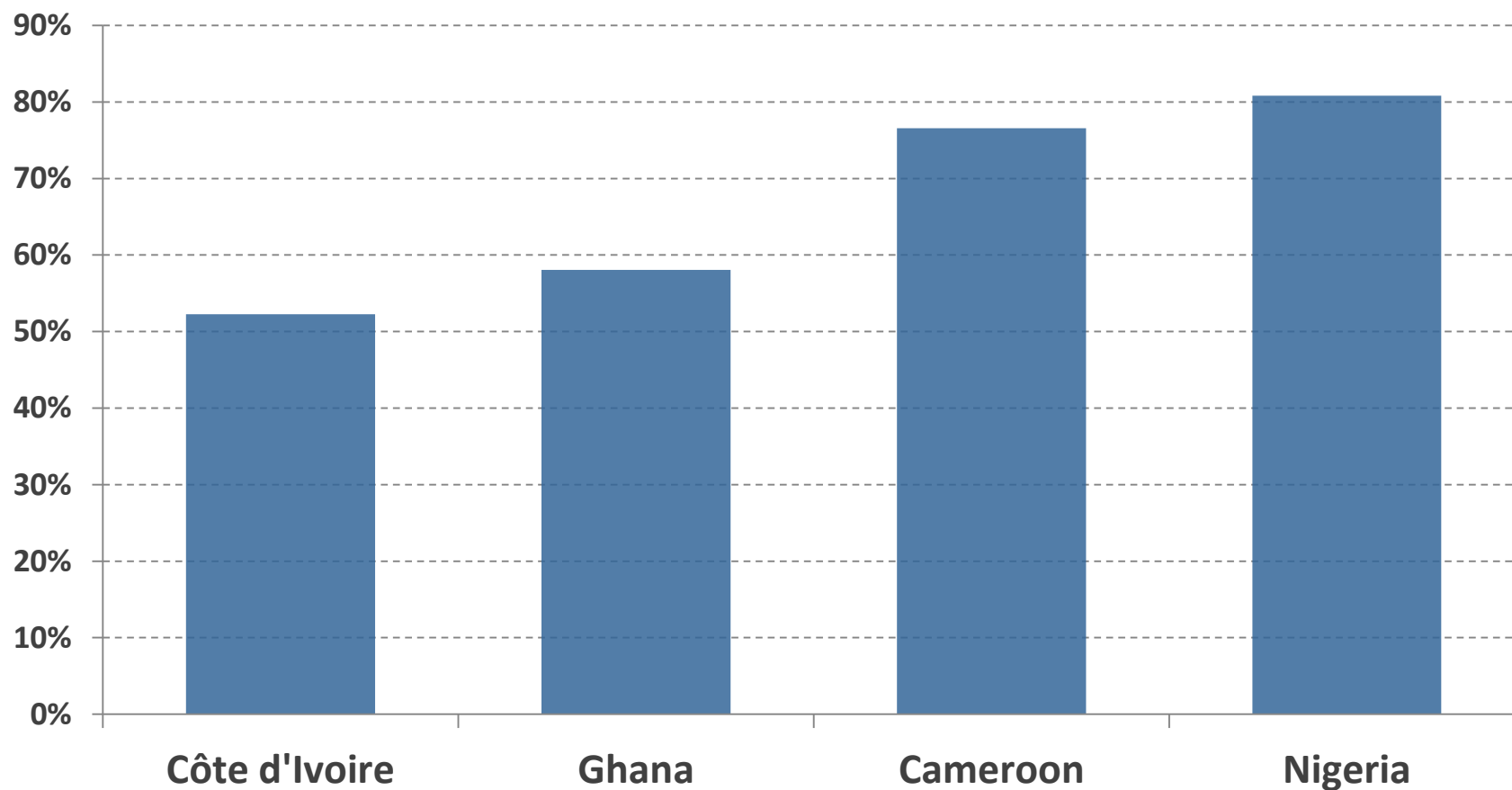
Market feared CI was in a top out phase in the mid 2000's. Strong recovery.
Ghana production declined 26% in 2014/15.
Partial recovery in 15/16 but plateau /downward trend might be in place.



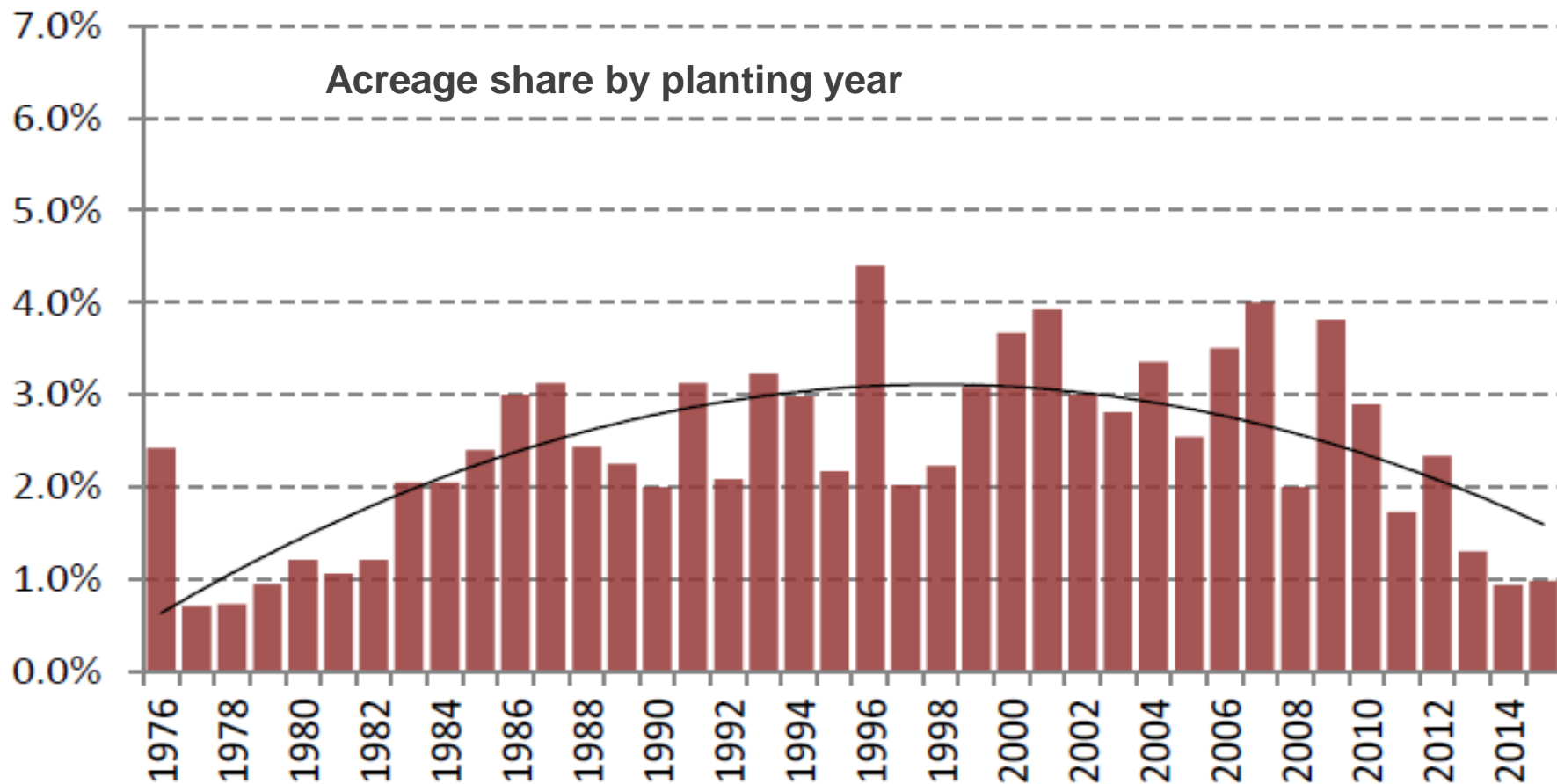
COCOA FARMGATE PRICES LOCAL CURRENCY

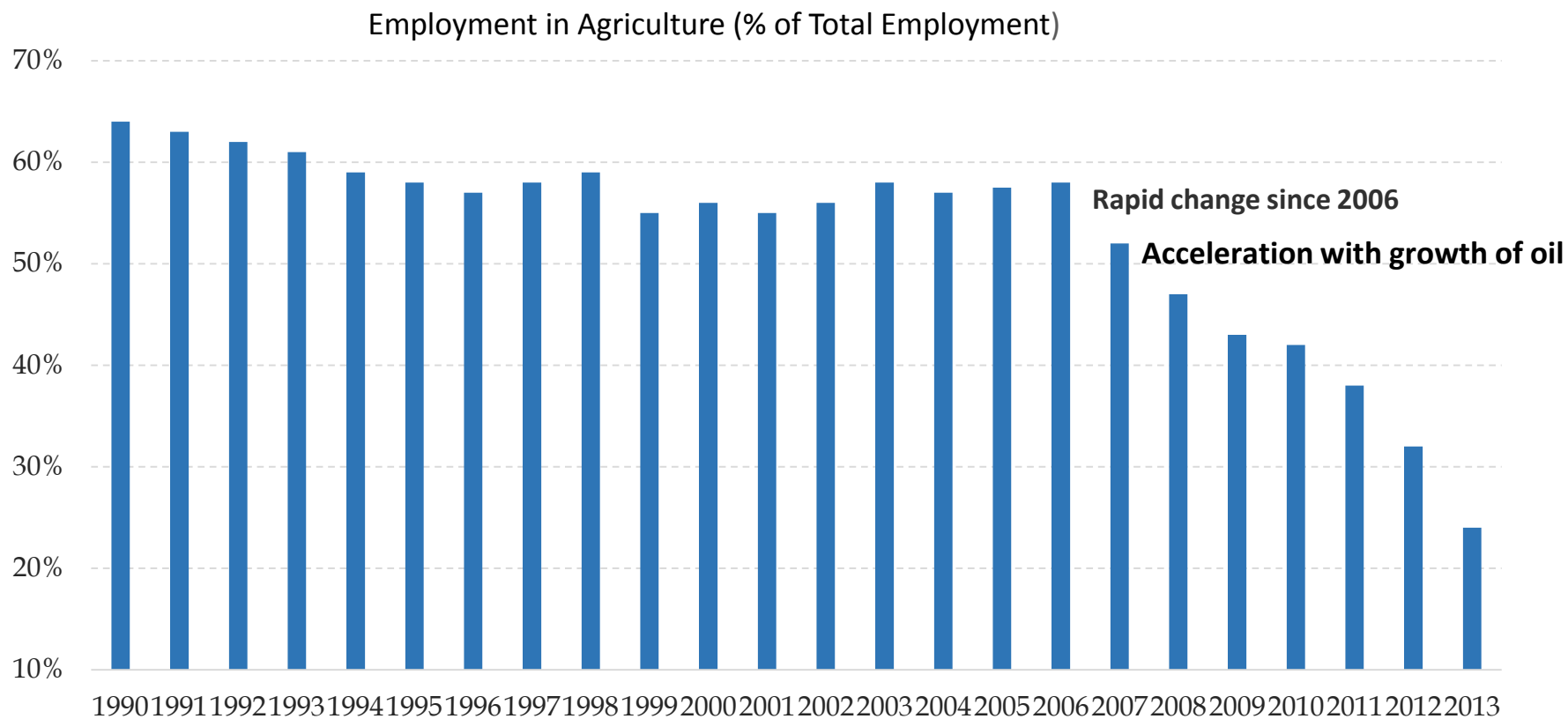


COCOA FARMGATE PRICES % OF ICE (2006-2016)



GHANA CAPACITY SURVEY 2016

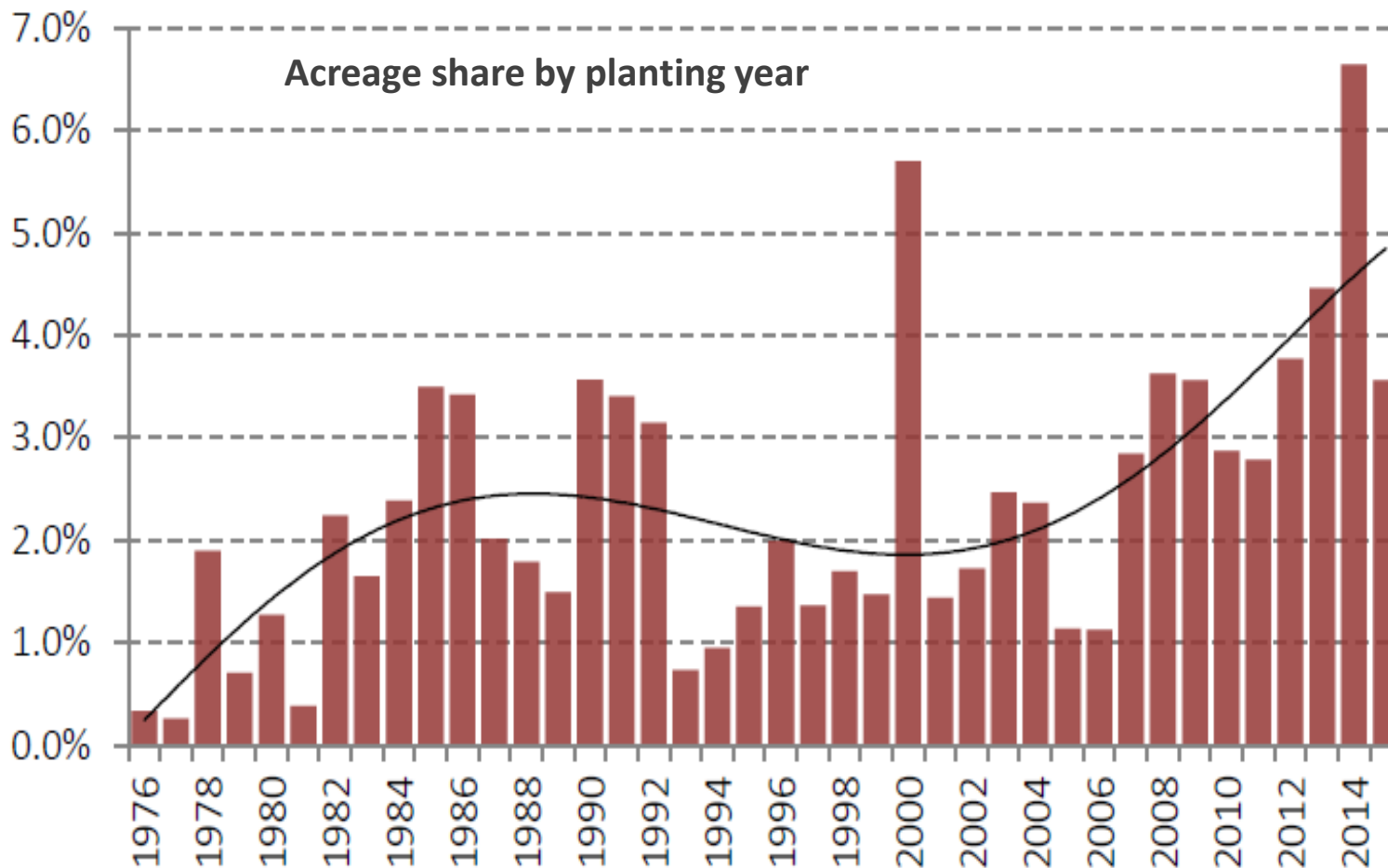




Source: IMF

Source: IMF

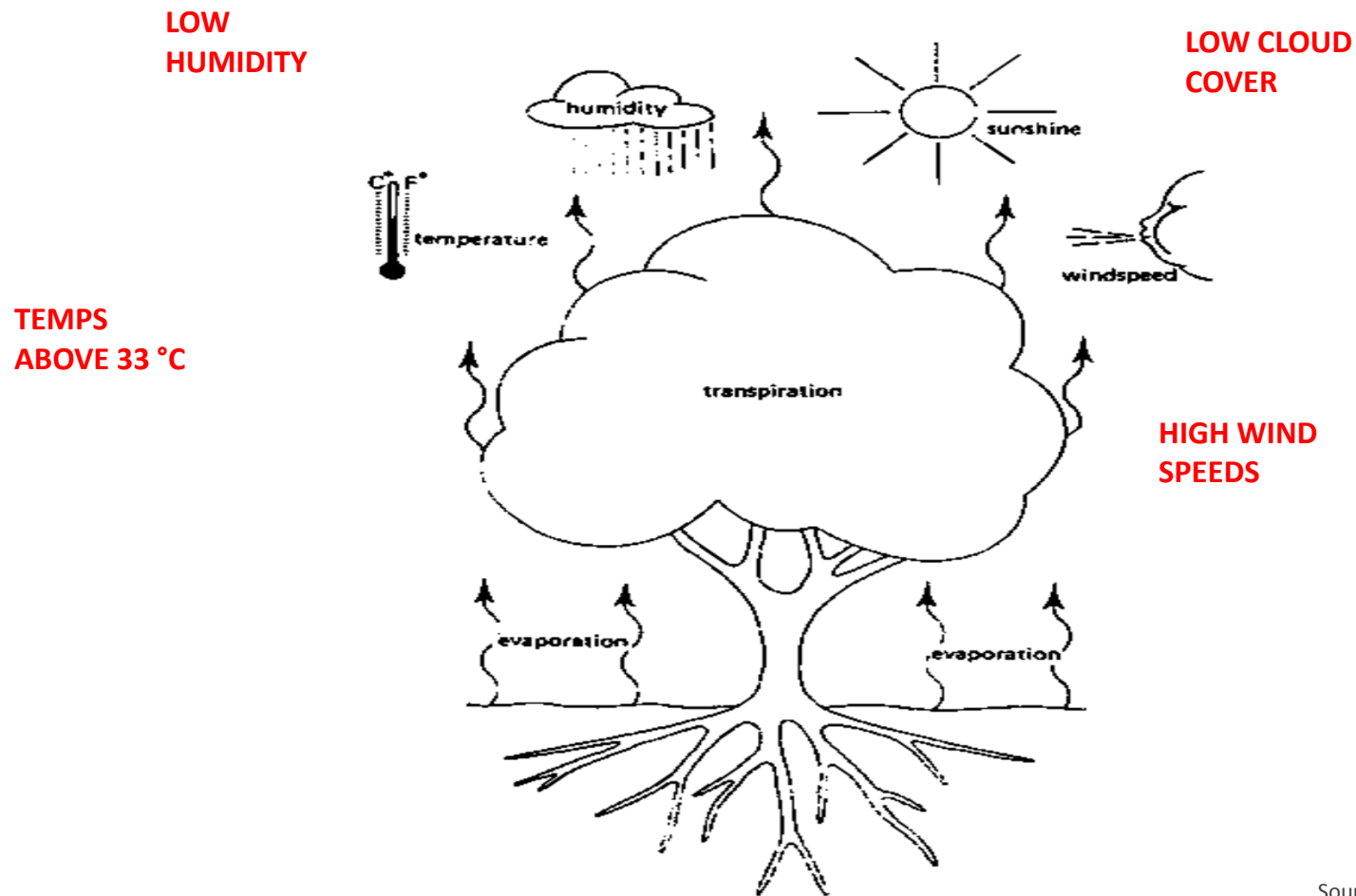
COTE D'IVOIRE CAPACITY SURVEY 2016



COCOA PRODUCTION 000 TONS

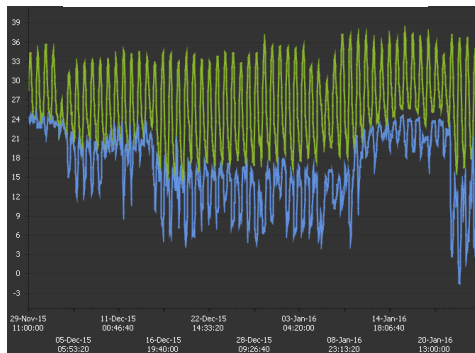
| | CDI | Ghana | Cameroon | Nigeria | Brazil | Ecuador | Indonesia | Prod | Grind | S&D |
|----------------|-------|-------|----------|---------|--------|---------|-----------|-------|-------|------|
| 2015/16 | 1,546 | 773 | 215 | 225 | 142 | 245 | 305 | 3,896 | 4,133 | -276 |
| 2016/17 | 1,650 | 825 | 220 | 230 | 185 | 285 | 280 | 4,137 | 4,216 | -120 |
| 2017/18 | 1,750 | 850 | 225 | 235 | 200 | 310 | 270 | 4,318 | 4,300 | -25 |
| 2018/19 | 1,825 | 865 | 230 | 240 | 215 | 335 | 260 | 4,464 | 4,386 | 33 |
| 2019/20 | 1,900 | 880 | 235 | 245 | 225 | 360 | 250 | 4,603 | 4,474 | 83 |

MAJOR CLIMATIC FACTORS INFLUENCING TREE WATER NEEDS

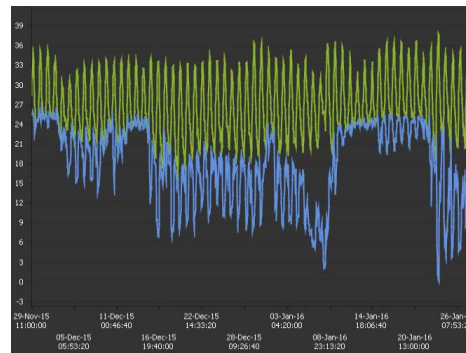


Source: FAO/Armajaro

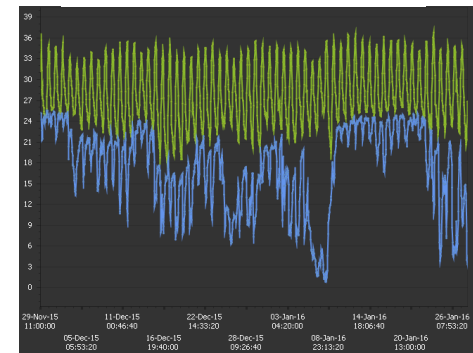
BOUAFLE



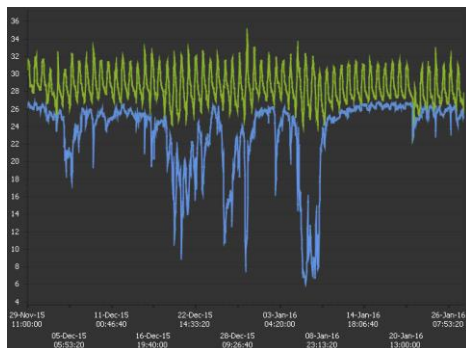
ABENGOUROU



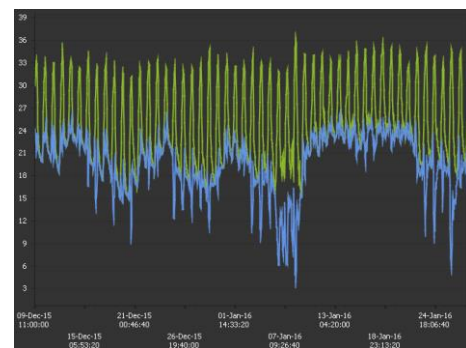
KUMASI



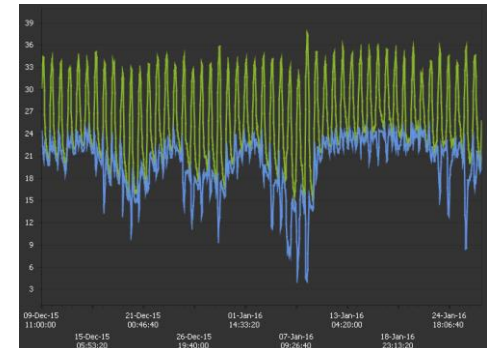
ABIDJAN



SEFWI WIAWSO



ENCHI

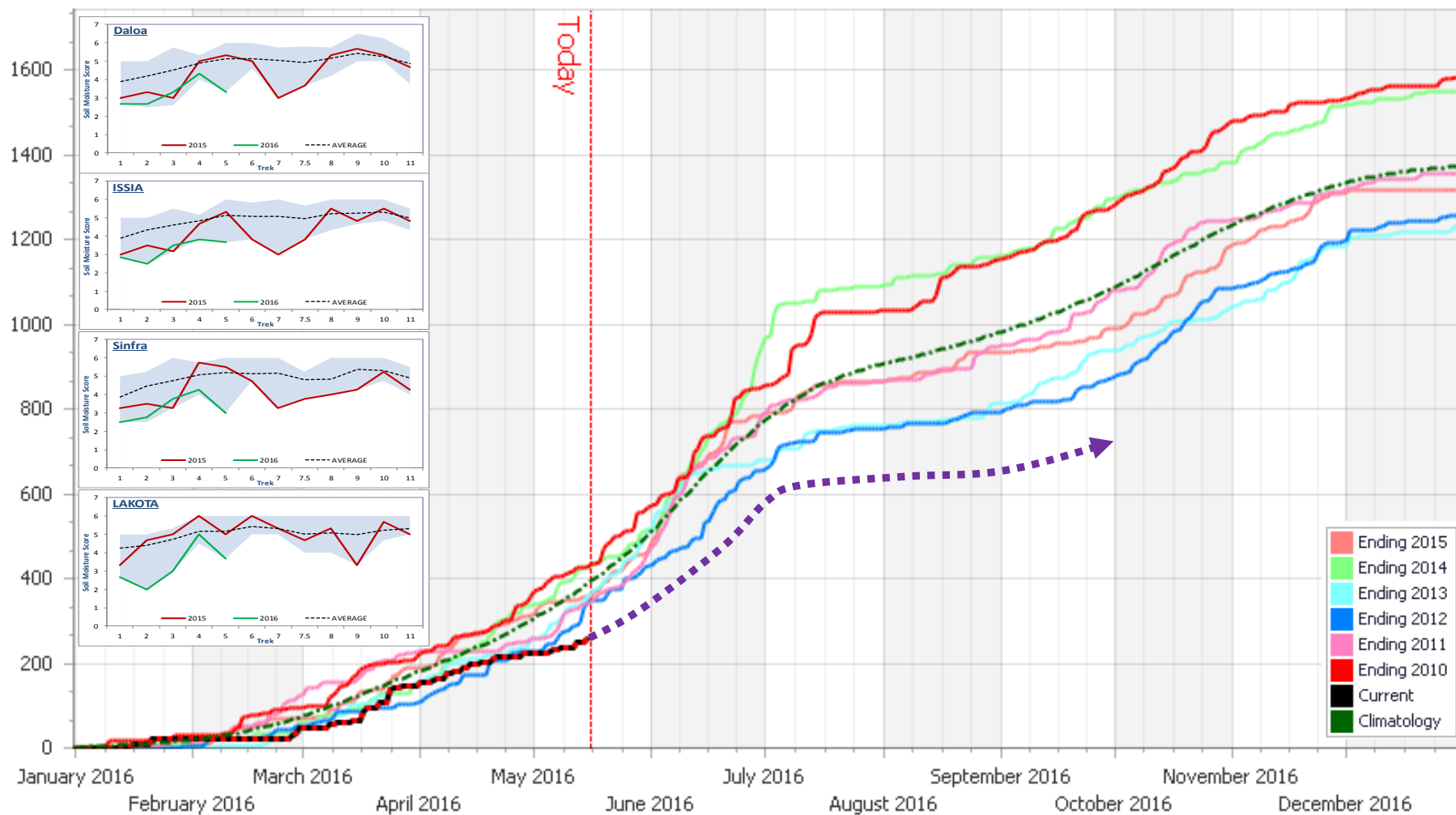


HARMATTAN IMPACT ON PREVIOUS MID CROPS

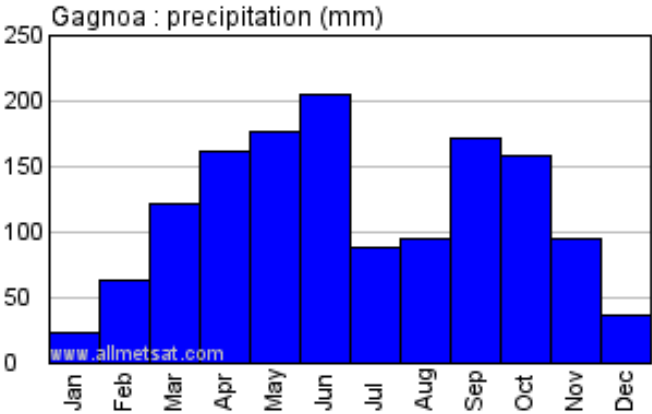
| | | | | | | | | | | | |
|----------------|---------|---------|---------|---------|---------|---------|---------|---------|---------|---------|---------|
| SEASON | 1972/73 | 1973/74 | 1974/75 | 1975/76 | 1976/77 | 1977/78 | 1978/79 | 1979/80 | 1980/81 | 1981/82 | 1982/83 |
| HARMATTAN DAYS | 7.3 | 15.6 | 11.6 | 10.9 | 8.7 | 9.3 | 5.9 | 12.1 | 20.9 | 15.0 | 33.7 |
| SEASON | 1983/84 | 1984/85 | 1985/86 | 1986/87 | 1987/88 | 1988/89 | 1989/90 | 1990/91 | 1991/92 | 1992/93 | 1993/94 |
| HARMATTAN DAYS | 16.6 | 20.9 | 27.0 | 13.9 | 22.7 | 31.4 | 16.3 | 10.9 | 22.1 | 14.0 | 18.0 |
| SEASON | 1994/95 | 1995/96 | 1996/97 | 1997/98 | 1998/99 | 1999/00 | 2000/01 | 2001/02 | 2002/03 | 2003/04 | 2004/05 |
| HARMATTAN DAYS | 27.4 | 1.7 | 8.4 | 17.0 | 13.1 | 15.3 | 11.6 | 14.4 | 5.1 | 10.1 | 14.4 |
| SEASON | 2005/06 | 2006/07 | 2007/08 | 2008/09 | 2009/10 | 2010/11 | 2011/12 | 2012/13 | 2013/14 | 2014/15 | 2015/16 |
| HARMATTAN DAYS | 2.9 | 20.6 | 23.6 | 14.4 | 4.6 | 13.6 | 18.1 | 19.7 | 11.0 | 18.1 | 35.6 |

| BIG HARMATTAN SEASONS | 1982/83 | 1985/86 | 1988/89 | 1994/95 | 2015/16 |
|-------------------------------|---------|---------|---------|---------|---------|
| HARMATTAN DAYS | 33.7 | 27.0 | 31.4 | 27.4 | 35.6 |
| CI MID CROP COMPARED TO TREND | -55% | -13% | -21% | -20% | ? |

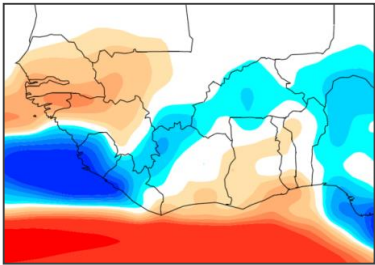
RAINFALL AND SOIL MOISTURE



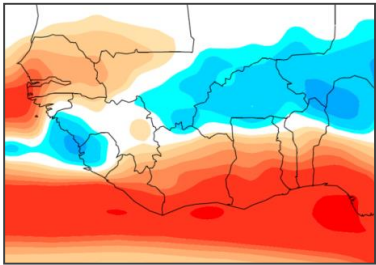
PRECIPITATION COMPARISON 2016 & 1983 MM ANOMALY



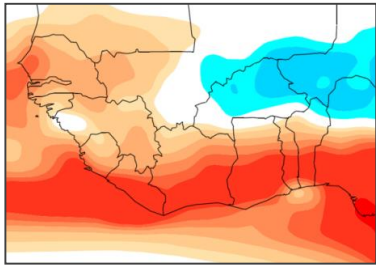
JUNE 16



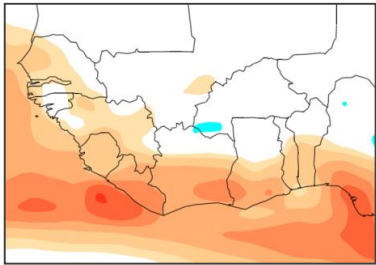
JULY 16



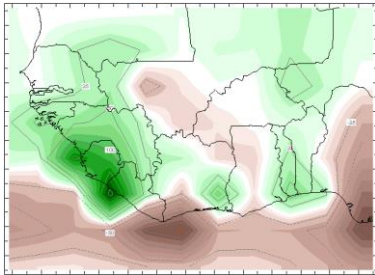
AUGUST 16



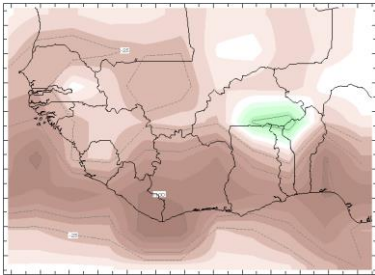
SEPTEMBER 16



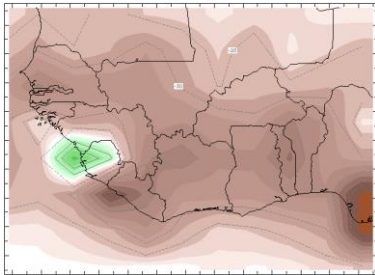
JUNE 83



JULY 83



AUGUST 83



SEPTEMBER 83

